

Fixing Instructions

GA Double Folded Trays with GA Ver T Fix and shadow gaps Type BC2

These instructions tell you about installing GA Double Folded Trays with GA Ver T Fix and shadow gaps Type BC2. Please read these instructions before using this product. If there is anything you do not understand or if you want to know more about this item, please contact GA.

GA Double Folded Trays must be installed by suitably qualified contractors with the required knowledge and expertise. Current standard construction methods must be used.

The installation contractor has the responsibility and duty to ensure proper safety so that during and after completion of the installation the double folded trays remain safely secured to the fixing surface.

Before beginning installation also refer to [GA Sitework Data Sheet](#) for additional guidance on Off-loading, Site Storage and Installation.

Step 1: Carefully unpack the materials.

Step 2: Inspect the folded trays and the support nibs on the GA Ver T Fix panel hanging strips to ensure items are undamaged.

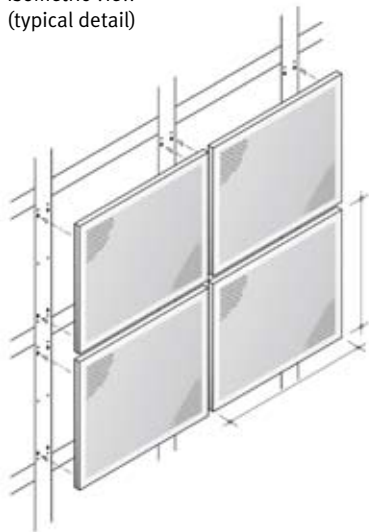
Step 3: Secure the first vertical panel hanging strip back to the fixing surface by using suitable screws/fixings (supplied by others) followed by a complete set of horizontal strips. Repeat this procedure until the fixing grid is complete. It is important that fixings are secured through all of the pre-punched holes and that the fixing strips are level and square.

Step 4: Offer the folded tray panels up to the Ver T Fix hanging strips and locate into position.

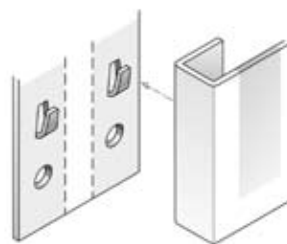
NB Double Folded Trays supplied by Gooding Aluminium are not intended to have electrical wiring installed. Where this is a requirement the specifier and installer should ensure that all Regulations have been complied with and in particular that consideration has been given to the CENELEC HD 384 series of documents. (CENELEC HD 384 Series: Electrical Safety in Buildings (20 Parts)).

Issue 1:5/08

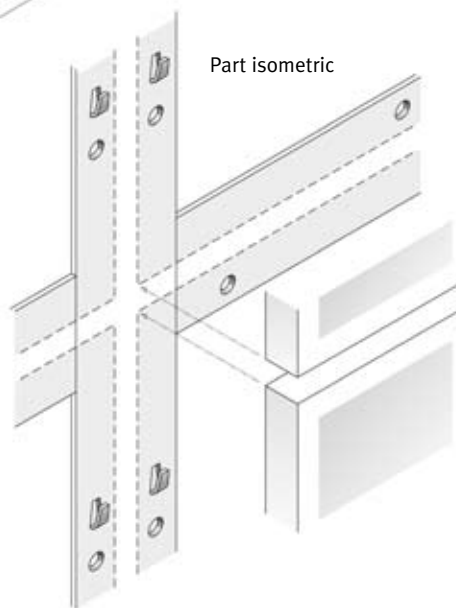
Isometric view
(typical detail)



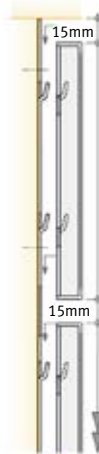
Part isometric



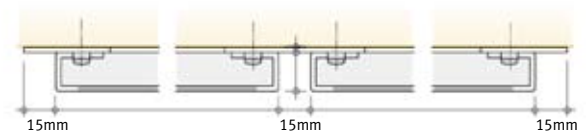

Part isometric



Vertical
section



Front elevation



Horizontal section

NB: The Ver T Fix system supports its own self weight. It is not intended to support any additional infill material/board.