

## Suspended Ceiling Panels with Secret Fixings for Interior Applications

### CP1 – Single Folded Trays

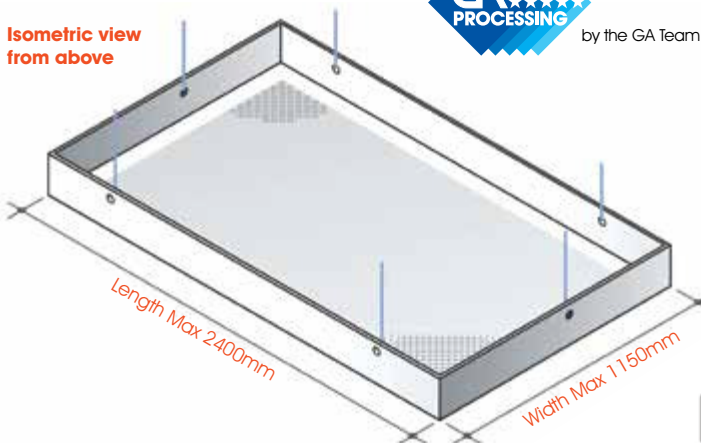
Made to Measure Panels: It's so easy, you only need to provide the order checklist information and we'll do the rest!

#### Order checklist

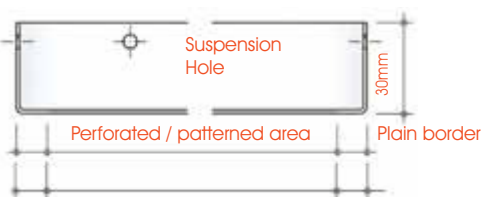
- Product ref – CP1
- Panel sizes – 30mm returns; length and width dimensions subject to access for fixing
- Visible plain border margin dimensions to all edges – (If applicable)
- Material type – Perforated
- GA pattern code or special pattern details – min 2mm thickness
- Spacer type ref – (if required) – see page 45 for details
- Number of panels
- Surface finish – Anodised, satin brushed, powder coated, mill

#### CP1 – Single Folded Trays

Isometric view from above



Typical section



#### CP2 – Double Folded Trays

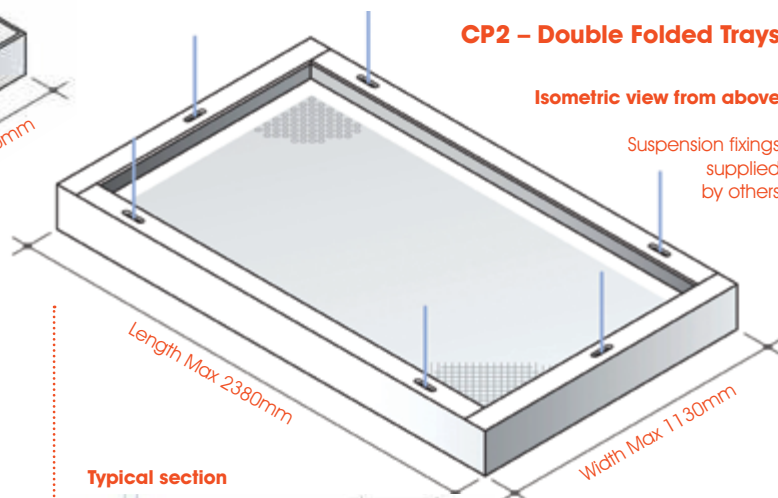
Made to Measure Panels: It's so easy, you only need to provide the order checklist information and we'll do the rest!

#### Order checklist

- Product ref – CP2
- Panel sizes – 30mm x 25mm returns; length and width dimensions subject to access for fixing
- Visible plain border margin dimensions to all edges – (If applicable)
- Material type – Perforated
- GA pattern code or special pattern details – min 2mm thickness
- Spacer type ref – (if required) – see page 45 for details
- Number of panels
- Surface finish – Anodised, satin brushed, powder coated, mill

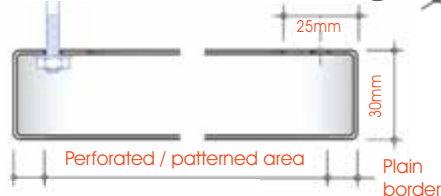
#### CP2 – Double Folded Trays

Isometric view from above



Suspension fixings supplied by others

Typical section



Our suspended ceiling panels carry the CE Mark to BS EN 13964. For details refer to [www.goodingalum.com](http://www.goodingalum.com)



“ I am writing to thank you for the excellent service received from your company... ”

Kevin Lomax,  
Lomax Joinery

## CP1 & CP2 (with spacers)

Made to Measure Panels: It's so easy, you only need to provide the order checklist information and we'll do the rest!

### Order checklist

- Product ref: CP1 or CP2 with spacer ref, SP15, SP25 or SP50
- Panel sizes – 30mm (x 25mm) returns; length and width dimensions subject to access for fixing
- Visible plain border margin dimensions to all edges – (If applicable)
- Material type – Perforated
- GA pattern code or special pattern details – min 2mm thickness
- Spacer type ref – see illustration below
- Number of panels
- Surface finish – Anodised, satin brushed, powder coated, mill

### Isometric view from above

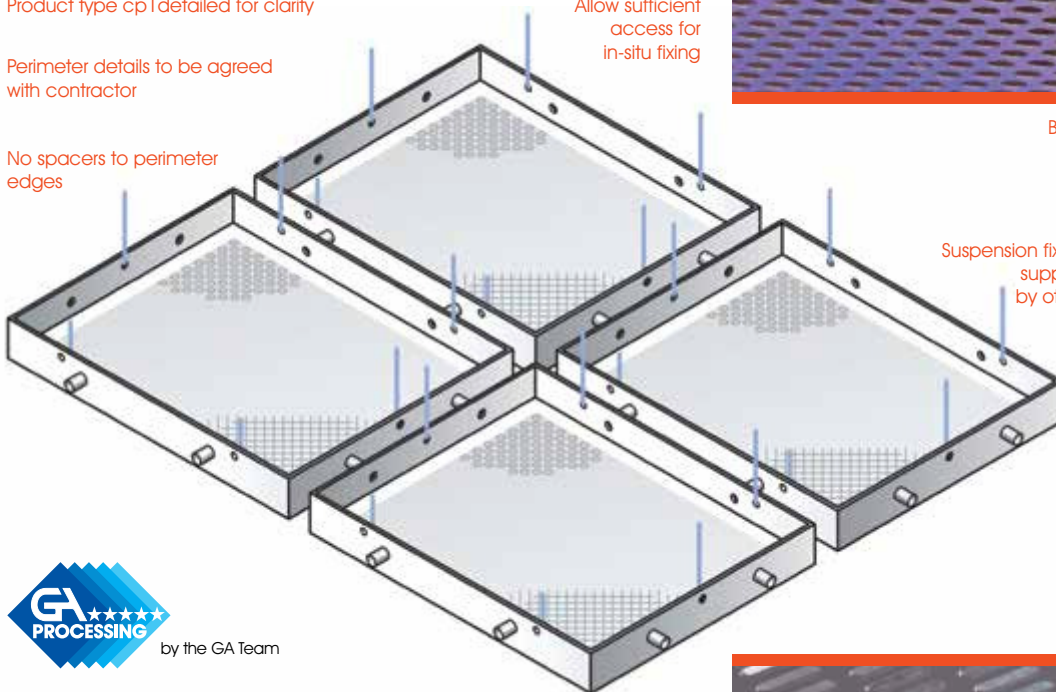
Product type cp1 detailed for clarity

Allow sufficient access for in-situ fixing

Perimeter details to be agreed with contractor

No spacers to perimeter edges

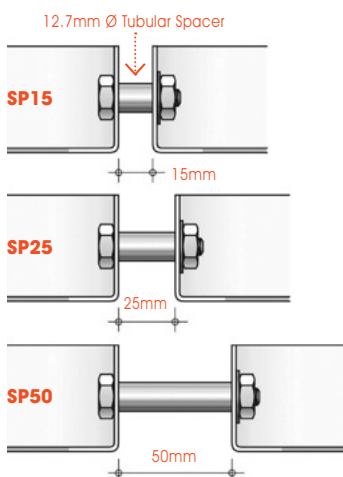
Suspension fixings supplied by others




by the GA Team

### Spacer detail for CP1 & CP2

(if required) to secure panels together and / or create shadow gaps (see below).



Our suspended ceiling panels carry the CE Mark to BS EN 13964  
For details refer to [www.goodingalum.com](http://www.goodingalum.com)



Brunel University, Uxbridge: CP1 with spacers

Heathrow Airport, Terminal 4





# Suspended Ceiling Panels with Secret Fixings for Interior Applications

## CP3 – Rolled Panels

Made to Measure Panels: It's so easy, you only need to provide the order checklist information and we'll do the rest!

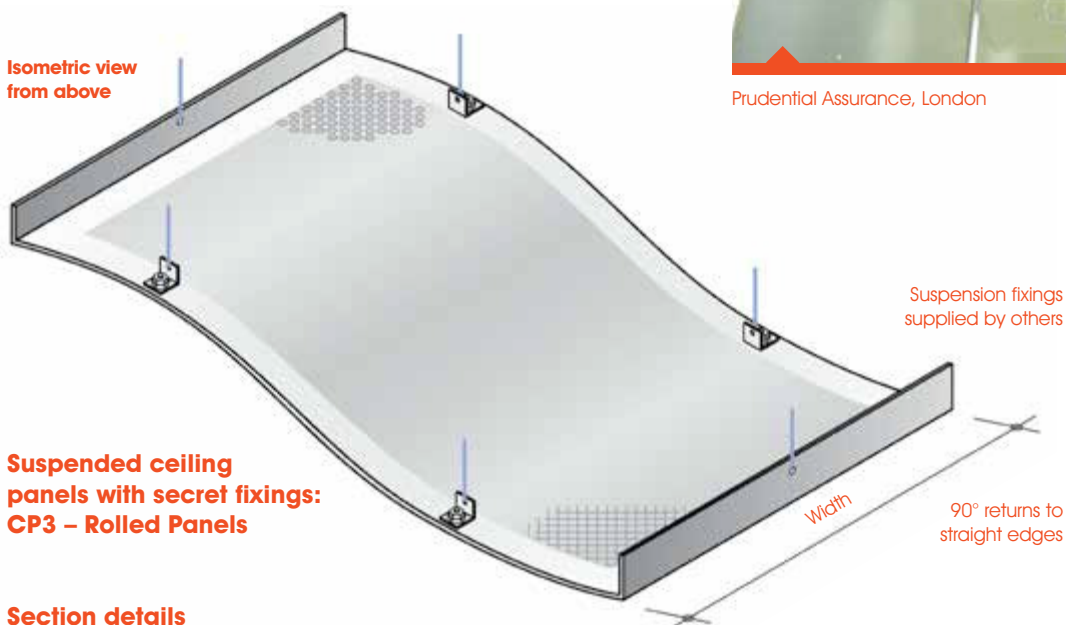
### Order checklist

- Product ref – CP3
- Single curve panels – Dimensions A, B, R & width (30mm returns on straight edges only)
- Double curve panels – Please supply dimensional drawing
- Visible plain border margin dimensions to all edges – Min 25mm
- GA pattern code or special pattern details – min 2mm thickness
- Surface finish – Satin brushed, powder coated, mill
- Number of panels
- Fixing type – L or Z



Prudential Assurance, London

Isometric view from above



Suspension fixings supplied by others

### Suspended ceiling panels with secret fixings: CP3 – Rolled Panels

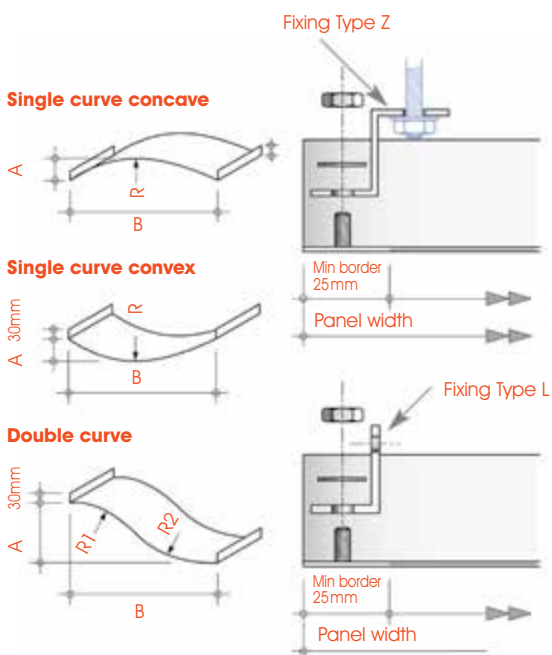
“ ...Our client was delighted. Once again please accept our thanks for all of your efforts ”

Bill Quinan, A G Brown Ltd




Our suspended ceiling panels carry the CE Mark to BS EN 13964. For details refer to [www.goodingalum.com](http://www.goodingalum.com)

### Section details



Workington Library, Workington

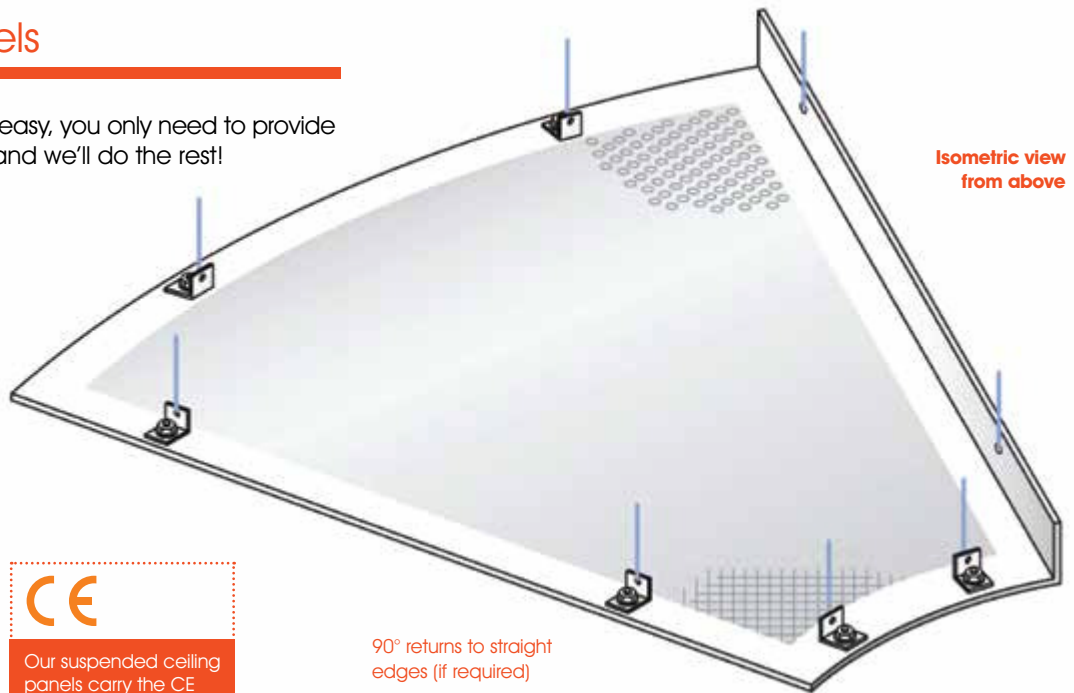


## CP4 – Shaped Panels

Made to Measure Panels: It's so easy, you only need to provide the order checklist information and we'll do the rest!

### Order checklist

- Product ref: CP4
- Panel details – Please supply dimensional drawing
- Visible plain border margin dimensions to all edges – min 25mm
- GA pattern code or special pattern details – min 2mm thickness
- Number of panels
- Surface finish – Anodised, satin brushed, powder coated, mill
- Fixing type – L or Z




CE

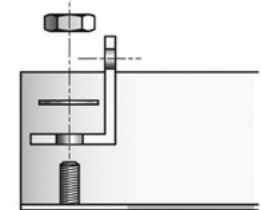
Our suspended ceiling panels carry the CE Mark to BS EN 13964. For details refer to [www.goodingalum.com](http://www.goodingalum.com)

**DIMENSIONED DRAWING REQUIRED FOR UNUSUAL SHAPES**

United Distillers, Perth (Suspension fixings supplied by others)



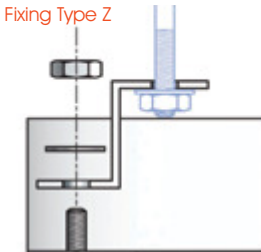
Fixing Type L



Min border  
25mm

Panel width

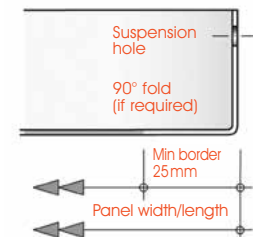
Fixing Type Z



Min border  
25mm

Panel width

Section details



Call the GA Helpline  
Monday-Friday 8.30am-5.00pm  
**020 8692 2255**

[www.goodingalum.com](http://www.goodingalum.com)